

SCREEN

PlateRite Ultima Series

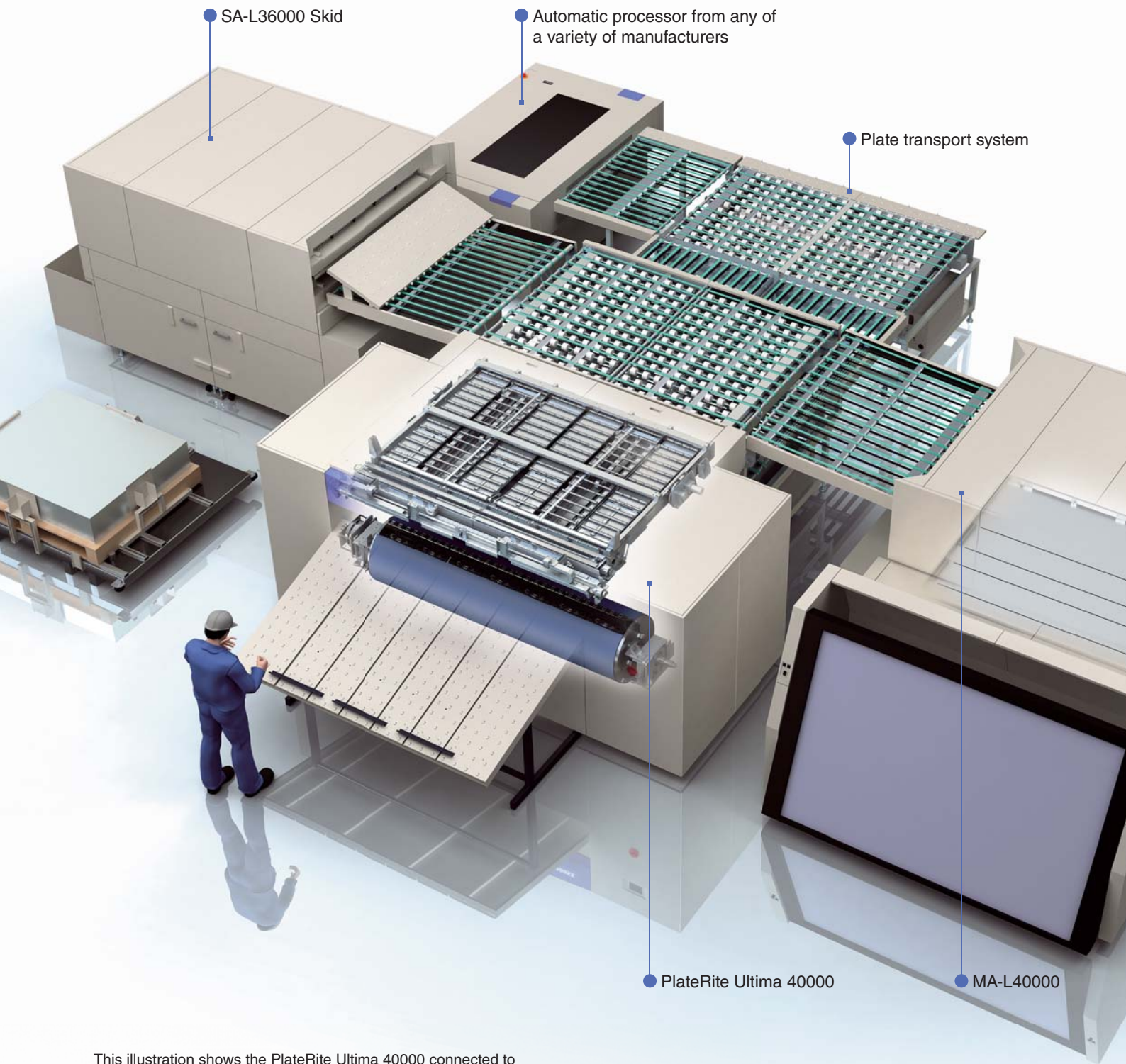
Multi-Format Thermal Plate Recorders



Creating a Future in Print

High-end CtP that maximizes the performance of large-format offset presses

PlateRite Ultima Series



This illustration shows the PlateRite Ultima 40000 connected to the MA-L40000 and the SA-L36000 Skid.



PlateRite Ultima 48000

An advanced thermal CtP unit that can output plates up to 48 A4 pages in size, and maximizes the productivity of large-format web offset presses.

Supported plate sizes:

Maximum: 2,900 x 1,350 mm; Minimum: 650 x 550 mm

PlateRite Ultima 40000

A space-saving thermal CtP unit that can output plates up to 40 A4 pages in size.

Supported plate sizes:

Maximum: 2,280 x 1,600 mm; Minimum: 650 x 550 mm*

* 500 x 550 mm (factory option)

PlateRite Ultima 36000

A thermal CtP unit that can output plates up to 36 A4 pages in size and features twin imaging heads for even higher productivity (ZX and Z models).

Supported plate sizes:

Maximum: 2,100 x 1,600 mm; Minimum: 650 x 550 mm*

* 500 x 550 mm (factory option)

PlateRite Ultima 24000

The same features as the PlateRite Ultima 36000 in a thermal CtP unit that can output plates up to 24 A4 pages in size.

Supported plate sizes:

Maximum: 1,750 x 1,400 mm; Minimum: 650 x 550 mm*

* 500 x 550 mm (factory option)

PlateRite Ultima 16000II

A thermal CtP unit that can output plates for large-size media, including plates up to 16 A4 pages in size.

Supported plate sizes:

Maximum: 1,470 x 1,165 mm; Minimum: 650 x 550 mm*

* 450 x 370 mm (factory option)

SIZE
UPGRADE

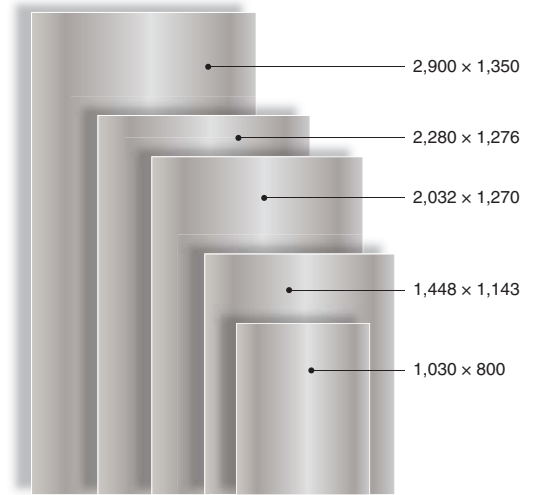
PRODUCTIVITY
UPGRADE

Realizing a remarkable level of productivity

A multi-channel imaging head made possible by unique GLV™ technology

GLV™ (Grating Light Valve™) technology employs production techniques used in semiconductor manufacturing. A GLV™ array consists of thousands of microscopic reflective ribbons placed over a silicon chip. These ribbons can be moved up or down to reflect or diffract an imaging laser targeted at the array, simultaneously turning on and off a high number of optical channels.

The PlateRite Ultima series units feature an advanced imaging head in which Dainippon Screen's tried-and-true laser control technology is used to precisely target a high-power laser at the GLV™ array, making it possible to simultaneously control 1,024 channels of light. This dramatically increases the width of the area that can be imaged with each rotation of the drum and contributes to significantly higher productivity.



PlateRite Ultima series productivity

		2,900 x 1,350 mm	2,280 x 1,276 mm	2,032 x 1,270 mm	1,448 x 1,143 mm	1,030 x 800 mm
PlateRite Ultima 48000SX	1024 Channel Dual Loading	17	20	22	34	42
PlateRite Ultima 48000S	512 Channel Dual Loading	14	17	18	28	34
PlateRite Ultima 40000SX	1024 Channel Dual Loading	—	22	24	30	44
PlateRite Ultima 40000S	512 Channel Dual Loading	—	17	19	24	36
PlateRite Ultima 36000ZX	1024 x2 Channel Dual Loading	—	—	35 (24)	41 (30)	70
PlateRite Ultima 36000Z	512 x2 Channel Dual Loading	—	—	29 (19)	34 (24)	58
PlateRite Ultima 36000SX	1024 Channel Dual Loading	—	—	24	30	44
PlateRite Ultima 36000S	512 Channel Dual Loading	—	—	19	24	36
	512 Channel Single Loading	—	—	19	24	29
PlateRite Ultima 24000ZX	1024 x2 Channel Dual Loading	—	—	—	41 (30)	70
PlateRite Ultima 24000Z	512 x2 Channel Dual Loading	—	—	—	34 (24)	58
PlateRite Ultima 24000SX	1024 Channel Dual Loading	—	—	—	30	44
PlateRite Ultima 24000S	512 Channel Dual Loading	—	—	—	24	36
	512 Channel Single Loading	—	—	—	24	29
PlateRite Ultima 16000 IIZ	512 Channel Dual Loading	—	—	—	31	39
PlateRite Ultima 16000 IIS	512 Channel Dual Loading	—	—	—	25	32
PlateRite Ultima 16000 IIE	512 Channel Dual Loading	—	—	—	17	20

- Productivity may vary depending on the sensitivity of the plates used.
- Productivity was measured during output at 2,400 dpi, with the unit connected to an MA-L multi-cassette plate autoloader.
- Numbers in parentheses indicate productivity when only one imaging head is used.
- Productivity may vary slightly by model when a Skid autoloader is used.

Smooth and easy handling of even large-size plates

Automated plate loading/unloading system

Mounting heavy large-size plates not only taxes the operator but also has the potential to reduce the overall efficiency of the CtP production line, since the use of large plates increases the risk of damage to the plates when they are loaded into the cassettes, and more time is required for loading operations.

The PlateRite Ultima series units can be incorporated into an automated production line with the addition of any of a variety of plate handling equipment options, including the Skid and MA-L plate autoloaders, which feature Screen's renowned plate transport technology.

Increased efficiency supplying the press

Automatic inline plate punching eliminates the need to adjust registration at the press

The PlateRite Ultima series automatic inline punching system punches holes in plates immediately before they are loaded onto the drum. The punch holes ensure consistent plate placement on the drum, when used in conjunction with registration pins. This helps eliminate imaging variations caused by improper plate placement, and results in superior registration accuracy.

When optional press punch blocks are used (up to 10

punch blocks can be installed and selected according to plate size and press type), the imaged plates can be loaded directly onto the press after output to ensure registration accuracy is maintained.

The use of press punch blocks during plate output not only removes the need for manual punching later on in the workflow, but also practically eliminates the need to adjust register at the press. The result is shorter press make-ready time and improved press operating ratios, for even better overall productivity.

• *The PlateRite 16000IIE offers punchless plate handling.*

Higher productivity with dual plate loading models

Consecutive imaging of pairs of plates

Not only can the advanced PlateRite Ultima large-format platesetters load a single large-size plate onto the drum, they can also load pairs of smaller plates together. Imaging pairs of plates increases productivity, since plates need to be loaded and unloaded fewer times. The PlateRite 36000 and PlateRite

24000's ZX and Z series models also feature twin imaging heads that enable simultaneous imaging of two plates, for even higher productivity.




	Plate size during dual plate loading
PlateRite Ultima 48000	16 A4-size pages
PlateRite Ultima 40000	8 A4-size pages
PlateRite Ultima 36000	
PlateRite Ultima 24000	

- *This is a factory option for the PlateRite Ultima 36000S/24000S.*
- *The PlateRite Ultima 16000II does not support dual plate loading.*

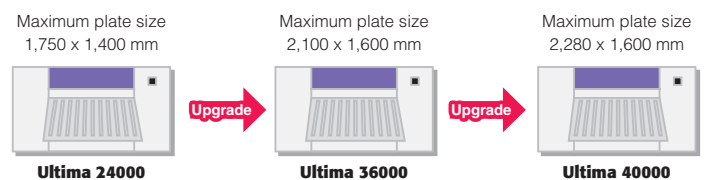
The flexibility to upgrade in the future

Upgrade to larger size plate output when you get a larger press

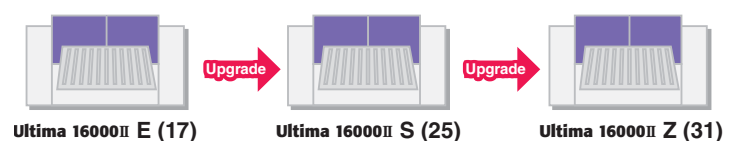
The PlateRite Ultima 24000 and PlateRite Ultima 36000 can be upgraded to handle the same size of plates as the PlateRite Ultima 40000. In other words, the PlateRite Ultima 24000 and PlateRite Ultima 36000 not only provide high-end CtP, they also offer the flexibility to support larger plates if you get a large-format press in the future.

• *Not all models can be upgraded.*

• Upgrading to support larger plate sizes



• PlateRite Ultima 16000II productivity upgrade



Numbers in parentheses indicate productivity.
• *Values as determined under Screen's operating conditions*

Upgrade to higher productivity and support greater work volume

The PlateRite Ultima 16000II can be upgraded for higher productivity even after installation, with the replacement of a few key parts. Equipment like the PlateRite Ultima 16000II helps you schedule and minimize your equipment investment costs.

PlateRite Ultima series specifications

Main unit specifications

Product name	PlateRite Ultima 48000		PlateRite Ultima 40000		PlateRite Ultima 36000			
	48000SX	48000S	40000SX	40000S	36000ZX	40000SX	36000SX	36000S
Recording system	External drum		External drum		External drum			
Light source	1,024 channel laser diode x 1	512 channel laser diode x 1	1,024 channel laser diode x 1	512 channel laser diode x 1	1,024 channel laser diode x 2	512 channel laser diode x 2	1,024 channel laser diode x 1	512 channel laser diode x 1
Plate size	Maximum 2,900 x 1,350 mm [114.1" x 53.1"]; Minimum 650 x 550 mm [25.6" x 21.7"]		Maximum 2,280 x 1,600 mm [89.7" x 62.9"]; Minimum 650 x 550 mm [25.6" x 21.7"]*1		Maximum 2,100 x 1,600 mm [82.6" x 62.9"]; Minimum 650 x 550 mm [25.6" x 21.7"]*1			
Dual plate support	Support for two plates, maximum 1,450 x 1,350 mm [57.0" x 53.1"] each		Support for two plates, maximum 1,060 x 1,600 mm [41.7" x 62.9"] each		Support for two plates, maximum 1,060 x 1,600 mm [41.7" x 62.9"] each			Factory option
Imaging size	Maximum 2,900 x 1,335 mm [114.1" x 52.5"]*2 (Leading edge gripper margin: 8 mm [0.32"]; Trailing edge gripper margin: 7 mm [0.28"])		Maximum 2,280 x 1,585 mm [89.7" x 62.4"]*2 (Leading edge gripper margin: 8 mm [0.32"]; Trailing edge gripper margin: 7 mm [0.28"])		Maximum 2,100 x 1,585 mm [82.6" x 62.4"]*2 (Leading edge gripper margin: 8 mm [0.32"]; Trailing edge gripper margin: 7 mm [0.28"])			
Plate thickness	0.3 to 0.4 mm [11.9 to 15.7 mil]*3		0.2 to 0.4 mm [7.9 to 15.7 mil]*3		0.2 to 0.4 mm [7.9 to 15.7 mil]*3			
Plate type	Thermal plates		Thermal plates		Thermal plates			
Resolutions	1,200*4, 2,400, 2,438, 2,540 dpi		1,200*4, 2,400, 2,438, 2,540 dpi		1,200*4, 2,400, 2,438, 2,540 dpi			
Productivity	See productivity chart in this brochure		See productivity chart in this brochure		See productivity chart in this brochure			
Press punch systems	Registration punch		Registration punch		Registration punch			
Interface	S-PIF		S-PIF		S-PIF			
Dimensions*5 (W x D x H)	Main unit: 4,600 x 2,100 x 1,795 mm [181.2" x 82.7" x 70.7"]		Main unit: 3,840 x 2,100 x 1,795 mm [151.2" x 82.7" x 70.7"]		Main unit: 3,840 x 2,100 x 1,795 mm [151.2" x 82.7" x 70.7"]			
Weight	Main unit: 4,000 kg [8,800 lb] (maximum)		Main unit: 3,720 kg [8,184 lb] (maximum)		Main unit: 3,720 kg [8,184 lb] (maximum)			
Power requirements	Main unit : Single phase 200 to 240 V, 5.2 kW, 32 A Chiller unit : Single phase 200 to 240 V, 2 kW, 8 A Blower unit : Single phase 200 to 240 V, 1 kW, 10 A		Main unit : Single phase 200 to 240 V, 5.2 kW, 35 A Chiller unit : Single phase 200 to 240 V, 2 kW, 8 A Blower unit : Single phase 200 to 240 V, 1 kW, 10 A		Main unit : Single phase 200 to 240 V, 5.2 kW, 35 A Chiller unit: Single phase 200 to 240 V, 2 kW, 8 A (Z and ZX models require two chiller units) Blower unit: Single phase 200 to 240 V, 3 kW, 10 A			
Environment	Recommended: Temperature 21 to 25°C (69.8 to 77°F); Relative humidity: 50 to 70% Required : Temperature 18 to 26°C (64.4 to 78.7°F); Relative humidity: 40 to 70%		Recommended: Temperature 21 to 25°C (69.8 to 77°F); Relative humidity: 50 to 70% Required : Temperature 18 to 26°C (64.4 to 78.7°F); Relative humidity: 40 to 70%		Recommended: Temperature 21 to 25°C (69.8 to 77°F); Relative humidity: 50 to 70% Required : Temperature 18 to 26°C (64.4 to 78.7°F); Relative humidity: 40 to 70%			
Standard accessories	Manual plate loading table, chiller unit, blower unit, signal tower		Manual plate loading table, chiller unit, blower unit, signal tower		Manual plate loading table, chiller unit, blower unit, signal tower			
Optional accessories	Punch systems (various printing press punches), punchless plate handling option, 0.5 mm plate thickness support		Punch systems (various printing press punches), punchless plate handling option, 0.5 mm plate thickness support		Punch systems (various printing press punches), punchless plate handling option, dual plate loading support (S model only), 0.5 mm plate thickness support			
	SA-L48000 Skid, MA-L40000*6, AT-M		MA-L40000, SA-L48000 Skid*6, SA-L36000 Skid*6, AT-M		MA-L40000, SA-L48000 Skid*6, SA-L36000 Skid*6, AT-M			

*1. A minimum size of 650 x 550 mm is offered as a factory option.

*2. When the punchless plate handling option is used, the leading edge gripper margin is 5 mm and the trailing edge gripper margin is 7 mm.

*3. When the factory option for support of 0.5 mm thick plates is selected, the supported plate thickness is 0.3 to 0.5 mm. *4 1,200 dpi uses doubled 2,400 dpi dots.

*5. For information on system dimensions, please consult your Screen representative. *6 There are limits to the sizes of plate this unit can handle.

Significantly increasing CtP productivity and press operating ratios **Multi-autoloader**

The multi-autoloader system automates everything from plate loading to imaging, transport, developing and unloading in a single ongoing set of operations. It makes it possible to continuously output CtP plates for long periods of time, and significantly increases both productivity and press operating ratios.

Handling a large volume of single-size plates at once **Skid autoloader**

The Skid autoloader makes it possible to set an entire pallet's worth of large-size plates directly onto a unique skid base. Since a large number of plates of the same size can be set in place at once, the strain involved in plate loading is greatly reduced. The Skid autoloader is an extremely useful component for creating a fully automated CtP line.

- Up to a maximum of 600 plates (for plates 0.3 mm thick; depends on the plate size).
- Not compatible with the PlateRite Ultima 16000II.

Choose the right media for the job **MA-L (multi-cassette autoloader)**

The MA-L is an autoloader that can supply media as needed

from any of its multiple cassettes, each of which can be loaded with a different size or type of media. The MA-L40000 features four cassettes, and can supply up to 300 large-size plates automatically (plate thickness: 0.3 mm). The MA-L16000 can be equipped with cassettes that hold up to 100 plates*, and can supply a maximum of 450 plates automatically. Units can be equipped with two, three, four, or six independent cassettes. Even after installation, the two-cassette type can be upgraded to support four cassettes, and the three-cassette type can be upgraded to support six cassettes.

* Cassettes for the three- and six-cassette type autoloaders hold a maximum of 75 plates per cassette.

Product name	PlateRite Ultima 24000			
	24000ZX	24000Z	24000SX	24000S
Recording system	External drum			
Light source	1,024 channel laser diode x 2	512 channel laser diode x 2	1,024 channel laser diode x 1	512 channel laser diode x 1
Plate size	Maximum 1,750 x 1,400 mm [68.8" x 55.1"]; Minimum 650 x 550 mm [25.6" x 21.7"]*1			
Dual plate support	Support for two plates, maximum 1,060 x 1,600 mm [41.7" x 62.9"] each		Factory option	
Imaging size	Maximum 1,750 x 1,385 mm [68.8" x 54.5"]*2 (Leading edge gripper margin: 8 mm [0.32"]; Trailing edge gripper margin: 7 mm [0.28"])			
Plate thickness	0.2 to 0.4 mm [7.9 to 15.7 mil]*3			
Plate type	Thermal plates			
Resolutions	1,200*4, 2,400, 2,438, 2,540 dpi			
Productivity	See productivity chart in this brochure			
Press punch systems	Registration punch			
Interface	S-PIF			
Dimensions*5 (W x D x H)	Main unit: 3,840 x 2,100 x 1,795 mm [151.2" x 82.7" x 70.7"]			
Weight	Main unit: 3,710 kg [8,162 lb] (maximum)			
Power requirements	Main unit : Single phase 200 to 240 V, 5.2 kW, 35 A Chiller unit: Single phase 200 to 240 V, 2 kW, 8 A (Z and ZX models require two chiller units) Blower unit: Single phase 200 to 240 V, 1 kW, 10 A			
Environment	Recommended: Temperature 21 to 25°C (69.8 to 77°F); Relative humidity: 50 to 70% Required : Temperature 18 to 26°C (64.4 to 78.7°F); Relative humidity: 40 to 70%			
Standard accessories	Manual plate loading table, chiller unit, blower unit, signal tower			
Optional accessories	Punch systems (various printing press punches), punchless plate handling option, dual plate loading support (S model only), 0.5 mm plate thickness support MA-L40000, SA-L48000 Skid*4, SA-L36000 Skid AT-M			

PlateRite Ultima 16000II		
16000IIZ	16000IIS	16000IIE
External drum		
512 channel laser diode x 1		
Maximum 1,470 x 1,165 mm [57.8" x 45.8"]; Minimum 650 x 550 mm [25.6" x 21.7"]*7		
Not supported		
Maximum 1,470 x 1,154 mm [57.8" x 45.4"]*8 (Leading edge gripper margin: 6 mm [0.24"]; Trailing edge gripper margin: 5 mm [0.20"])		Maximum 1,470 x 1,157 mm [57.8" x 45.5"] (Leading edge gripper margin: 3 mm [0.12"]; Trailing edge gripper margin: 5 mm [0.20"])
0.15 to 0.4 mm [5.9 to 15.7 mil]		
Thermal plates		
1,200*4, 2,400, 2,438, 2,540 dpi		
See productivity chart in this brochure		
Registration punch		Punchless plate handling
S-PIF		
Main unit: 1,775 x 2,740 x 1,515 mm [69.9" x 107.9" x 59.7"]		
Main unit: 1,640 kg [3,608 lb] (maximum)		
Main unit : Single phase 200 to 240 V, 5 kW, 25 A Chiller unit : Single phase 200 to 240 V, 2 kW, 8 A Blower unit : Single phase 200 to 240 V, 1 kW, 10 A		
Recommended: Temperature 21 to 25°C (69.8 to 77°F); Relative humidity: 50 to 70% Required : Temperature 18 to 26°C (64.4 to 78.7°F); Relative humidity: 40 to 70%		
Chiller unit, blower unit		
Punch systems (various printing press punches), punchless plate handling option		
Manual plate loading table, MA-L16000, AT-M		

*7. A minimum size of 450 x 370 mm is offered as a factory option.

*8. When the punchless plate handling option is used, the leading edge gripper margin is 3 mm and the trailing edge gripper margin is 5 mm.

Mix and match up to two autoloaders



• Connect two Skid autoloaders

Load up to 1,200 plates of the same type. If you need to output high volumes of the same type of media, this setup enables continuous operation for a surprisingly long time.



• Connect two MA-L autoloaders

Automatically supply up to eight different types of media. This setup is strongly recommended for companies that handle many different types of plates.



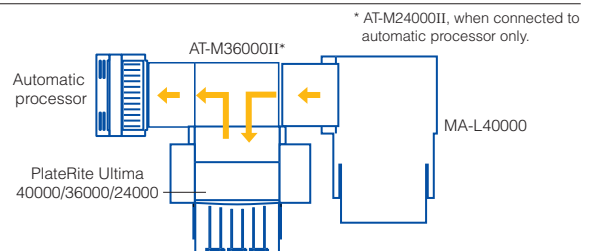
• Connect one Skid autoloader and one MA-L autoloader

Load the Skid autoloader with the media you use most often, and load the MA-L with lower volume media for a more flexible plate supply environment.

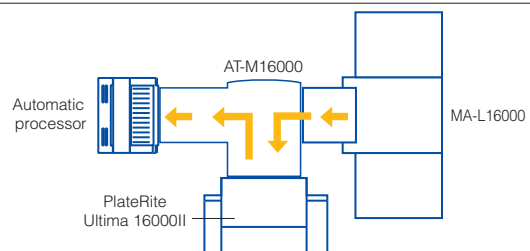
• Not compatible with the PlateRite Ultima 16000II.

Standard layout for main unit and autoloader

• PlateRite Ultima 40000/36000/24000

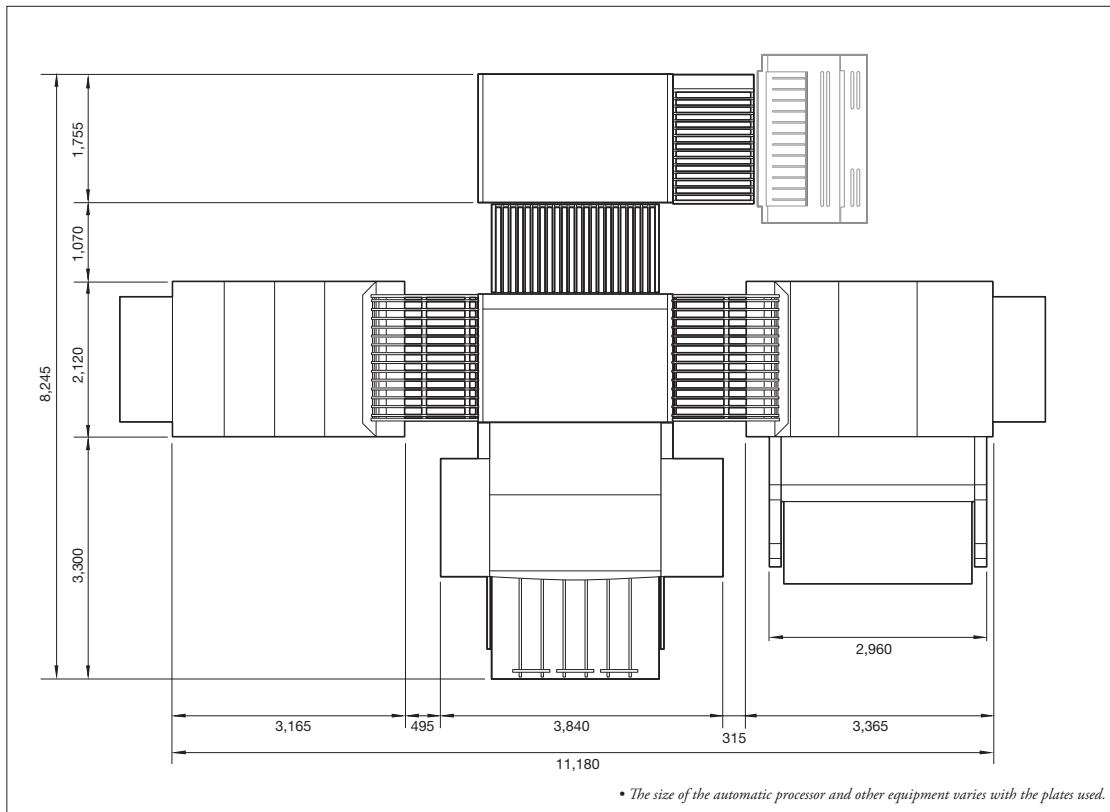


• PlateRite Ultima 16000II

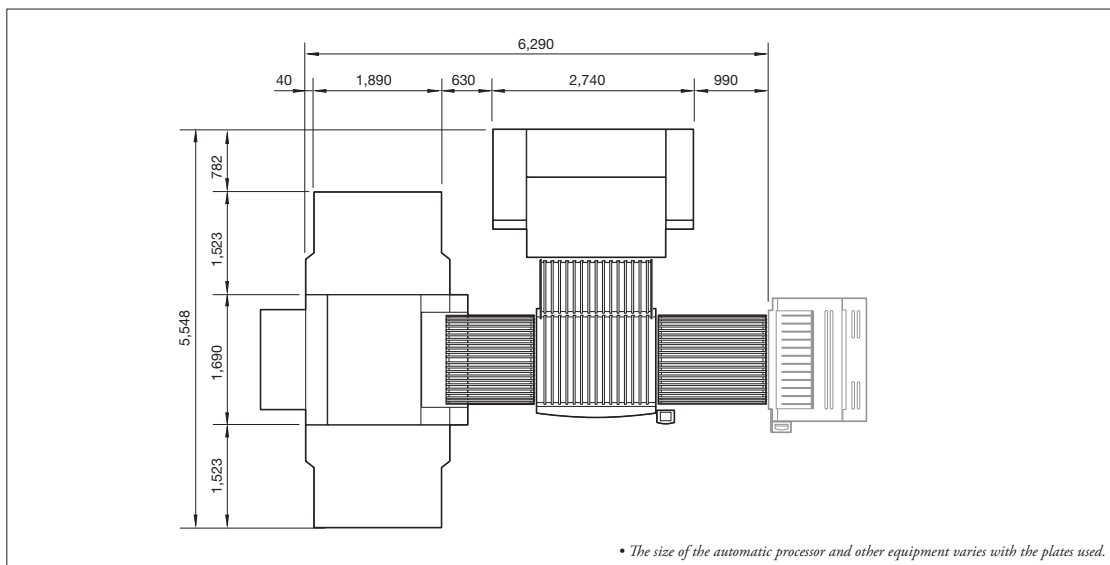


Sample PlateRite Ultima series work area layouts

Layout for PlateRite Ultima 40000 with SA-L36000 Skid and MA-L40000 [units: mm]



Layout for PlateRite Ultima 16000II with MA-L16000 (six-cassette autoloader type) [units: mm]



DAINIPPON SCREEN MFG. CO., LTD.

HEAD OFFICE

• Teranouchi-agaru 4-chome, Horikawa-dori, Kamigyo-ku, Kyoto, 602-8585 Japan/Phone +81-75-414-7610/Fax +81-75-414-7608

SCREEN (USA)

• 5110 Tollview Dr., Rolling Meadows, IL 60008, USA/Phone 847-870-7400/Fax 847-870-0149 www.screenusa.com

DAINIPPON SCREEN (DEUTSCHLAND) GmbH

• Mündelheimer Weg 39, 40472 Düsseldorf, Germany/Phone 0211-472701/Fax 0211-4727199

DAINIPPON SCREEN (U.K.) LTD.

• Michigan Drive, Tongwell, Milton Keynes, Buckinghamshire MK15 8HT, UK/Phone 01908-848500/Fax 01908-848501 www.screen.co.uk

DAINIPPON SCREEN (NEDERLAND) BV

• Bouwerij 46, 1185 XX Amstelveen, Holland/Phone 020-4567800/Fax 020-4567805 www.screeneuropa.com

DAINIPPON SCREEN SINGAPORE PTE. LTD.

• 29, Kaki Bukit View, Kaki Bukit Technopark II, Singapore 415963/Phone 67493833/Fax 67499010 www.screensp.com.sg

DAINIPPON SCREEN (CHINA) LTD.

• Room 2001 - 2003, 20/F Cable TV Tower 9 Hoi Shing Road Tsuen Wan, N.T. Hong Kong/Phone +852-2953-0038/Fax +852-2755-8683

Beijing office/Phone 010-6708-9271, 9272, 9273/Fax 010-6708-9395

Shanghai office/Phone 021-3126-5122/Fax 021-5218-2199

Guangzhou office/Phone 020-3891-1112/Fax 020-3891-1036

DAINIPPON SCREEN (TAIWAN) CO., LTD.

• 4F No. 126-1, Ming Tsu West Rd., Taipei, Taiwan/Phone 02-25862711/Fax 02-25914367

DAINIPPON SCREEN (KOREA) CO., LTD.

• 10th Yonsil Bongeom E/D 4B-3, 10Ga, Bongeom-Dong, Joong-Gu, Seoul 100-161, Korea/Phone 02-7766-786/Fax 02-7766-787

DAINIPPON SCREEN (AUSTRALIA) PTY. LTD.


• Suite 11, 2 Eden, Park Drive, Macquarie, NSW2133, Australia/Phone +61-2-9016-3400/Fax +61-2-9016-3425

Internet web site : www.screen.co.jp

www.screenusa.com

www.screeneuropa.com

• This brochure was made using SPEKTA 2 screening.



We reserve the right to alter product designs and specifications without prior notice.